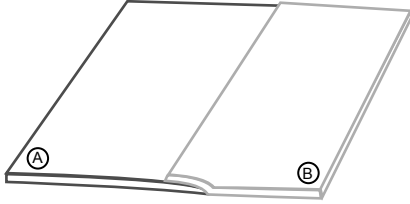


Round Penetration Flashing INSTALLATION INSTRUCTIONS

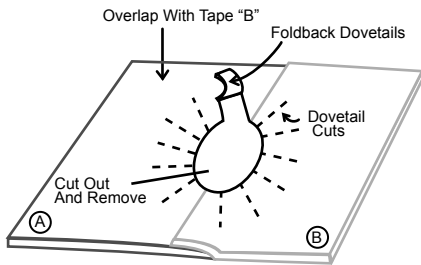
VaproTip - In cooler climates and colder weather, keep the tape warm for easier application.
VaproTip - All VaproTapes work best when applied using a pressure roller.

Method A

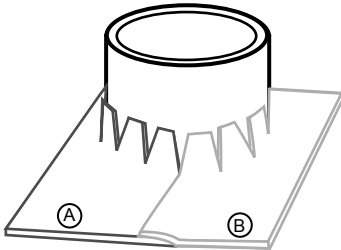
1. Start with two layers of overlapped membrane.



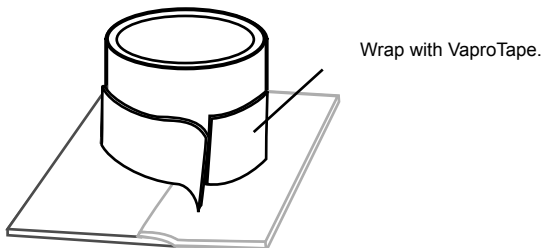
2. Overlap membrane "A" with membrane "B". Cut out and remove a circle and continue with dovetail cuts.




3. Push VaproShield membrane over round penetration ensuring a snug fit.



4. Wrap VaproTape around cut membrane forming a tight seal against the membrane and penetration.

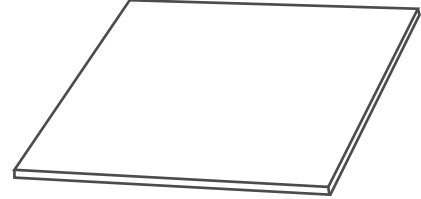


5. Finished round penetration flashing.

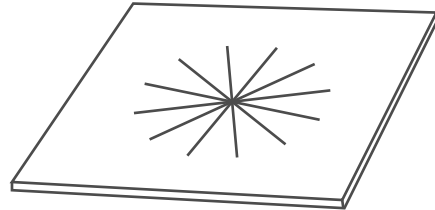


Method B

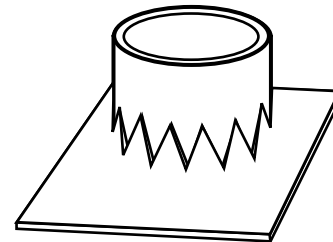
1. Start with a single layer of membrane.



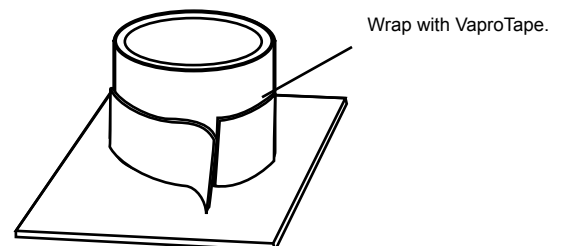
2. Slice or cut star pattern into membrane.



3. Push VaproShield membrane over round penetration ensuring a snug fit.



4. Wrap VaproTape around cut membrane forming a tight seal against the membrane and penetration.



5. Finished round penetration flashing.

